



**Quick Startup Guidance –
Seal Log Amendment Request
For Deleting Series**

NAU Seal Amendment Request

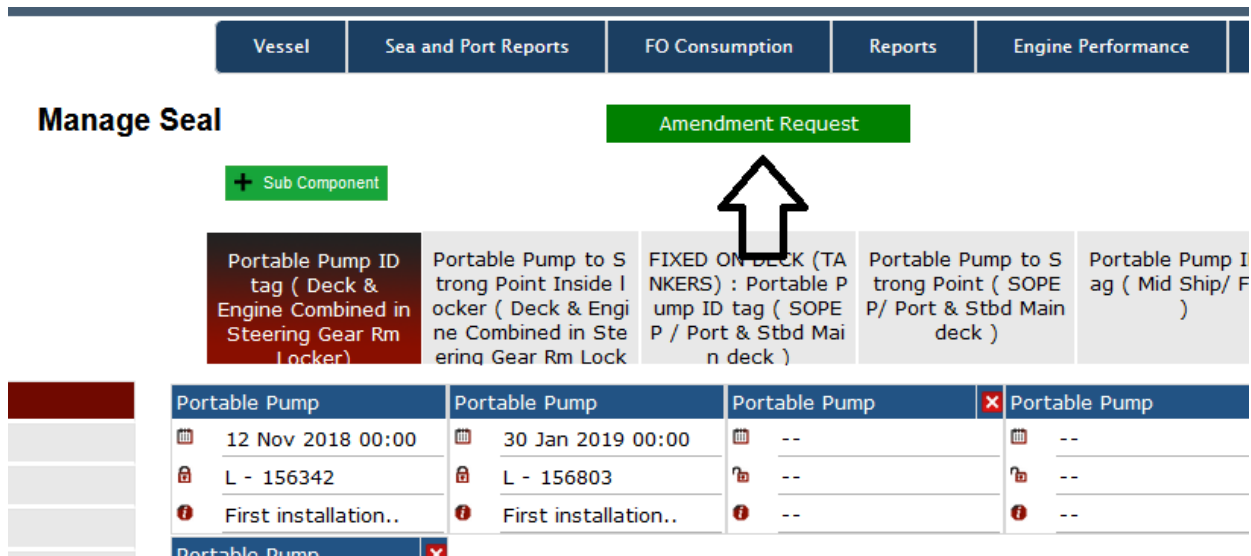
Step 1 – Login into NAU

Step 2 – Go to Manage Seal page



The screenshot shows a navigation menu with the following items: Marpol Seal, Send & Receive, Manage Series, Manage Seal (highlighted with a left-pointing arrow), Seal Runing Report, Seal Log Report, Component Request, Spare Seals, Discontinued Equipments, and Amendments Log.

Step 3 – Click on Amendment Request button



The screenshot shows the 'Manage Seal' page with a navigation bar containing: Vessel, Sea and Port Reports, FO Consumption, Reports, and Engine Performance. Below the navigation bar, there is a 'Manage Seal' section with an 'Amendment Request' button highlighted by an upward-pointing arrow. A '+ Sub Component' button is also visible. Below these buttons is a table of seal components.

Portable Pump ID tag (Deck & Engine Combined in Steering Gear Rm Locker)	Portable Pump to Strong Point Inside Locker (Deck & Engine Combined in Steering Gear Rm Lock	FIXED ON DECK (TANKERS) : Portable Pump ID tag (SOPE P / Port & Stbd Main deck)	Portable Pump to Strong Point (SOPE P/ Port & Stbd Main deck)	Portable Pump ID tag (Mid Ship/ F)
Portable Pump	Portable Pump	Portable Pump	✘ Portable Pump	
📅 12 Nov 2018 00:00	📅 30 Jan 2019 00:00	📅 --	📅 --	
🔒 L - 156342	🔒 L - 156803	🔒 --	🔒 --	
📌 First installation..	📌 First installation..	📌 --	📌 --	

Step 4 – Please proceed to make amendments for below listed features (as applicable)

NAU Seal Amendment Request

For Deleting Series

- Click on the “Delete icon” (as shown below)

	Portable Pump ID tag (Deck & Engine Combined in Steering Gear Rm Locker)	Portable Pump to Strong Point Inside locker (Deck & Engine Combined in Steering Gear Rm Locker)	FIX (TANK Pump / Por
1. Portable Pump Flex Hose	Portable Pump	Portable Pump	
2. OWS & OCM System	01 Oct 2017 00..	--	
3. Clean Dr & EGE Wash Tk	L - 28809	--	
4. Sewage & Shore Dischrge	Initialisation..	--	
5. Obdvv,Fire PP, Misc	Portable Pump	ODMA pipes fla..	
6. Pump Room-ODME & Fwd Store	--	19 Feb 2017 00..	
	--	S - 19766	
	--	no seal insta..	
Seals Remaining Onboard	ODME pipes fla..	ODME pipes fla..	
Small Tag: 199001-199050/ROB 18	19 Feb 2017 00..	19 Feb 2017 00..	
Large Tag: 31351-31400/ROB 50	S - 19778	S - 19778	
Large Tag: 28551-28600/ROB 49	no seal insta..	no seal insta..	
Large Tag: 33051-33100/ROB 50	ODME pipes fla..	ODME pipes fla..	
Large Tag: 26801-26850/ROB 35	19 Feb 2017 00..	19 Feb 2017 00..	
	S - 19778	S - 19778	
	no seal insta..	no seal insta..	

- Proceed to click on “OK” button

Are you sure, you want to delete this series?


NOTE: Delete Icon will be enabled only, if all the seals are “Spare” for that series.

Step 5 – After the changes are made;

- Proceed to click on “Amendment Request to Shore” button

NAU Seal Amendment Request

FO Consumption	Reports	Engine Performance	Waste Management
----------------	---------	--------------------	------------------

Area  [Amendment Request to Shore](#) [Latest Amendments List](#)

FIXED ON DECK (TANKERS) : Portable Pump ID tag (SOPEP (Port & Stbd Main	Portable Pump to Strong Point (SOPEP/ Port & Stbd Main deck	Portable Pump ID tag (Mid Ship/ Fwd)	Portable Pu Strong Point locker (Mid Fwd)
---	--	--	--

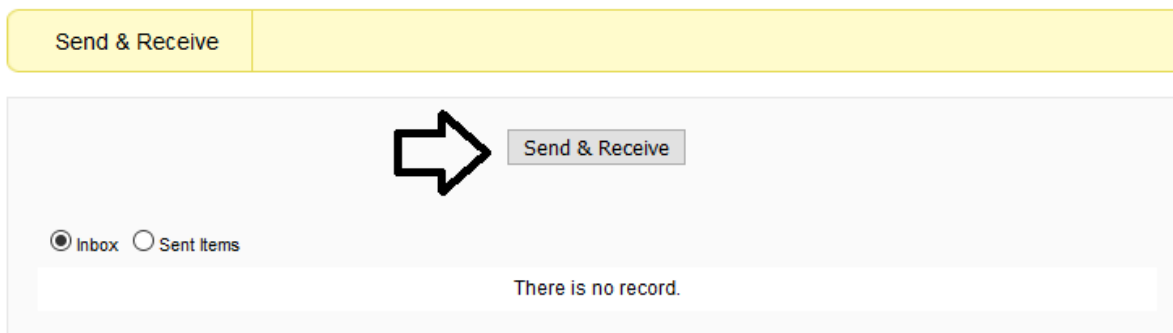
Step 6 – Click Submit Button (post reviewing the log)

Amendments Review				
Sno.	Request For	Affected Area	Current	Proposed To
1	Sealed Date changed	Seal No. 156342	12-Nov-2018	14-Nov-2018
2	Mark Seal as Spare	Seal No. 156803	Attached to Portable Pump Flex Hose > Portable Pump ID tag (Deck & Engine Combined in Steering Gear Rm Locker) > Portable Pump	'Spare'
3	Sealed Date changed	Seal No. 25651	07-Apr-2021	08-Apr-2021

NAU Seal Amendment Request

Step 7 – Click on **Send and Receive Button on NAU** to export the request ashore.

Send & Receive



=====END DOCUMENT=====